

ARC LENGTH SYSTEM | PLASMA AND TIG



TP-300-AVC




The Arc Length System is used in combination with TIG welding and plasma cutting power sources to give automatic control of the arc voltage to maintain arc length.

The ALS monitors the arc voltage by comparing it with the level set on the TP-300-AVC front control panel and makes changes to the torch position as necessary. Once the torch height has been selected it will be maintained despite any changes in the height of the work piece.

The Arc Length System can be used for DC or AC welding using TIG or Plasma cutting processes and is manufactured to be extremely durable. The linear slide is robust needing no maintenance or lubrication and is completely dust and dirt resistant.

MAINTAIN CONSISTENT WELDING AND CUTTING QUALITY
 ARC VOLTAGE DETECTION AUTOMATICALLY MAINTAINS TORCH POSITION



FEATURES:

One unit for both TIG and Plasma applications

Precision control of the torch positioning using the control box adjustments

LED Digital Readout of preset parameters

Arc Length Control Timer: Start delay can be set between 0 - 10 Seconds

Precision control of the sensitivity and actuator speed of the corrective changes made to the arc length

Control shows when welding current is flowing and start delay time has elapsed

Control Box can be mounted on an Idler Carriage or stands freely on its own

SPECIFICATIONS:

Auxiliary supply power: 110V (105-120V) 50/60hz 1A max or 230V (220-240V) 50/60hz 0.6A max

Welding / cutting current range: 20A-400A, (max 400A@60%).

Welding voltage range: 10V-35V DC (option to set higher on request)

Cutting voltage range: 100V-350V DC

Positioner (linear actuator) voltage output: 0-15V DC (max 1A)

Positioner (linear actuator) type: DC permanent magnet

Digital meter accuracy – real value: +/- 1% +/-1 digit

Protection class IP22

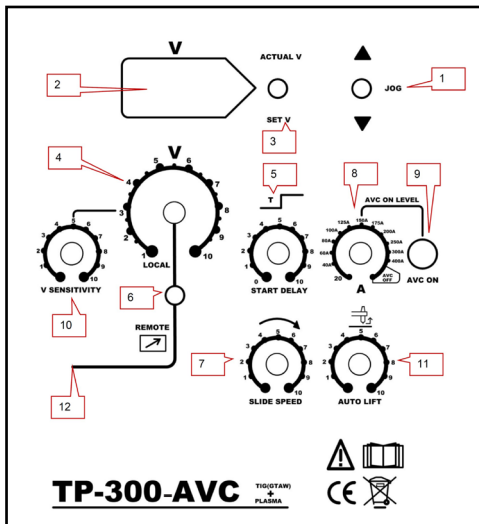
Max no load (OCV) for TIG 99.9V DC (Or 120V peak)

Max no load (OCV) for plasma cutting 400V DC


Linear Slide Range: 4"

Linear Slide Speed: 6"/min (15.2cm/min)

Linear Slide Max Load: 12lb



- 1) Torch Jog up & down switch
- 2) Voltmeter display
- 3) Voltage Set/Actual switch
- 4) Arc voltage control (Arc Length Control)
- 5) Start delay timer
- 6) Local remote switch
- 7) Speed control
- 8) AVC start/stop point control
- 9) LED Display
- 10) Sensitivity Control
- 11) Auto lift (or retract)
- 12) Remote Control input



Results shown produced with optional linear oscillator.

GULLCO, KAT, KBM, MOGGY, KATBAK & SAM are registered trademarks of Gullco Enterprises Limited

SPECIFICATIONS ARE SUBJECT TO CHANGE WITHOUT NOTICE. ALL DIMENSIONS ARE NORMAL

Distributed by:

GULLCO.COM

TP-21-05

GULLCO

CANADA - GULLCO INTERNATIONAL LIMITED

Phone: 905-953-4140 Fax: 905-953-4138 e-mail: sales@gullco.com

U.S.A - GULLCO INTERNATIONAL INC.

Phone: 440-439-8333 Fax: 440-439-3634 e-mail: ussales@gullco.com

EUROPE - GULLCO INTERNATIONAL (U.K.) LIMITED

Phone: +44 1257-253579 Fax: +44 1257-254629 e-mail: uksales@gullco.com

AUSTRALIA - GULLCO INTERNATIONAL PTY LIMITED

Phone: 61 (0)7 3348 5515 Fax: 61 (0)7 3348 5510 e-mail: ausales@gullco.com

INDIA - GULLCO INTERNATIONAL INDIA PVT LIMITED

Phone: +91-20-2551-1433 Fax: +91-20-2551-1433 e-mail: indsales@gullco.com

CHINA - GULLCO INTERNATIONAL SHANGHAI LIMITED

Phone: +8621-50460341 Fax: +8621-50463554 e-mail: c.zhang@gullco.com

SINGAPORE - GULLCO INTERNATIONAL LIMITED

Phone: +65-9385-4468 e-mail: benny.lim@gullco.com

LATIN AMERICA - GULLCO INTERNATIONAL LIMITED

Phone: 55-11-99485-1336 e-mail: rogerio.macedo@gullco.com

GERMANY - ms gmbh Melchior Schweißtechnik

Phone: +49(0)173 5437722 Fax: +49(0)208 999 38-38 e-mail: christian.mertens@ms-gmbh.com